



Inox



TE11

RUBINETTO LAVABO TEMPORIZZATO
 TEMPORIZED BASIN TAP
 ROBINET TEMPORISE POUR LAVABO
 GRIFO LAVABO TEMPORIZADO

TIME : 15" +/- 5"



TE10

RUBINETTO LAVABO TEMPORIZZATO
 TEMPORIZED BASIN TAP
 ROBINET TEMPORISE POUR LAVABO
 GRIFO LAVABO TEMPORIZADO

TIME : 15" +/- 5"

316.40

GRUPPO MONOCOMANDO ESTERNO DOCCIA
 SINGLE LEVER WALL SHOWER MIXER
 MITIGEUR EXTERNE DOUCHE
 MONOMANDO DUCHA



316.25

GRUPPO MONOCOMANDO VASCA
 SINGLE LEVER WALL BATH MIXER
 MITIGEUR EXTERNE BAIN
 MONOMANDO BAÑO





INOX AISI 316 **Mixers**

316.10
MISCELATORE MONOCOMANDO LAVABO
SINGLE LEVER BASIN MIXER
MITIGEUR POUR LAVABO
MONOMANDO LAVABO

316.20
MISCELATORE MONOCOMANDO BIDET
SINGLE LEVER BIDET MIXER
MITIGEUR POUR BIDET
MONOMANDO BIDÉ




5
FIVE
YEARS
GUARANTEE

Cilindri

CYLINDERS CYLINDRES CILINDROS

Ø 50-60-90



MATERIALI : ACCIAIO AISI 304
MATERIALS : AISI 304 STEEL
MATERIAUX: ACIER AISI 304
MATERIALES : ACERO AISI 304

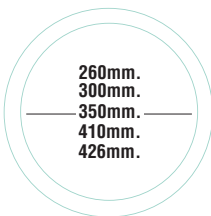
SPESORE : 1MM
THICKNESS : 1MM
EPAISSEUR : 1MM
ESPEJOR : 1MM

STAMPATI DA LASTRA
PLATE PRESSED
ESTAMPES DA PLAQUE
IMPRIMIDOS DE LAJA

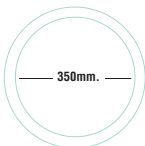
FINITURA : LUCIDATI A SPECCHIO
O SATINATI
FINISHING : MIRROR POLISHED
OR CALENDARED
FINISSAGE : CIRES A MIROIR
OU SATINES
PERFEZIONAMENTO: LUSTRADOS A ESPEJO
O SATINADOS



200mm.



260mm.
300mm.
350mm.
410mm.
426mm.



350mm.

LAVELLO INOX
STAINLESS STEEL SINK
EVIER EN ACIER INOX
FREGADERO EN ACERO INOX



120-150mm.

HALF-SPHERES HEMISPHERES SEMIESFERAS

Semisfere

MATERIALI : ACCIAIO AISI 304
MATERIALS : AISI 304 STEEL
MATERIAUX: ACIER AISI 304
MATERIALES : ACERO AISI 304

SPESSORE : 0,8mm.
THICKNESS : 0,8mm.
EPAISSEUR : 0,8mm.
ESPESOR : 0,8mm.

STAMPATI DA LASTRA
PLATE PRESSE
ESTAMPES DA PLAQUE
IMPRIMIDOS DE LAJA

FINITURA : LUCIDATI A SPECCHIO
O SATINATI

FINISHING : MIRROR POLISHED
OR CALENDARED

FINISSAGE : CIRS A MIROIR
OU SATINES

PERFEZIONAMENTO: LUSTRADOS A ESPEJO
O SATINADOS



Ø 50-60



da 120
a 135mm.

260mm.
300mm.
350mm.
426mm.



STAFFETTE

A RICHIESTA SISTEMA
DI FISSAGGIO CON
STAFFETTE SU CILINDRI
E SEMISFERE

SMALL BRACKETS

UPON REQUEST
FASTENING SYSTEM WITH SMALL
BRACKETS ON CYLINDERS AND
HALF-SPHERES

ETRIERS

SUR DEMANDE SYSTEME DE
FIXATION AVEC ETRIERS SUR
CYLINDRES ET HEMISPHERES

BRIDAS

A PEDIDO SISTEMA
DE FIJACION CON BRIDAS EN
CILINDROS
O SEMIESFERAS



FOTO TROPPO PIENO (TP)

IN FORMA RETTANGOLARE
PER I CILINDRI. IN FORMA ROTONDA
Ø30 PER LE SEMISFERE.

OVERFLOW HOLE


RECTANGULAR FOR CYLINDERS AND
ROUND HOLE
Ø30 FOR HALF-SPHERES

ORIFICE DE TROP-PLEIN

EN FORME RECTANGULAIRE POUR LES
CYLINDRES. EN FORME RONDE
Ø30 POUR
LESHEMISPHERES

ORIFICIO REBOSADERO

EN FORMA RECTANGULAR PARA LOS
CILINDROS, EN FORMA REDONDA
Ø30 PARA LAS
SEMIESFERAS



BORDI

A RICHIESTA LARGO, STRETTO, LISCIO
ADATTABILI A CILINDRI E SEMISFERE

EDGES

UPON REQUEST LARGE, NARROW, SMOOTH
ADJUSTABLE TO CYLINDERS AND
HALF-SPHERES

BORDS


SUR DEMANDE LARGE, ETROIT,
LISSE A ADAPTER AUX CYLINDRES ET
AUX HEMISPHERES,

BORDES

A PEDIDO ANCHO, ANGOSTO
Y LISO ADAPTABLES A CILINDROS
Y SEMIESFERAS

Piatto Doccia Inox

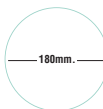
CYLINDERS CYLINDRES CILINDROS
CYLINDERS CYLINDRES CILINDROS



SC820



PIATTO DOCCIA IN ACCIAIO INOX CON TELAIO DI SUPPORTO E PIEDINI REGOLABILI
STAINLESS STEEL SHOWER TRAY WITH SUPPORT FRAME AND ADJUSTABLE FEET
RECEVEUR DE DOUCHE EN ACIER INOX AVEC STRUCTURE DE SUPPORT ET PIEDS REGLABLES
PLANO DUCHA EN ACERO INOX CON ESTRUCTURA DE SOPORTE Y PIES REGULABLES



SOFFIONE IN ACCIAIO INOX LUCIDO O SATINATO, CON UGELLI IN OTTONE CROMATO
POLISHED OR CALANDERED STAINLESS STEEL BLOWPIPE WITH CHROME PLATED BRASS NOZZLES
SIPHON EN ACIER POLI OU SATINE AVEC BUSES EN LATON CHROME
ROCIADOR DE ACERO POLIDO O SATINADO CON BOQUILLAS DE LATON CROMADO

SOFFIONE IN ACCIAIO INOX LUCIDO O SATINATO, CON UGELLI IN SILICONE
POLISHED OR CALANDERED STAINLESS STEEL BLOWPIPE WITH SILICONE NOZZLES
SIPHON EN ACIER POLI OU SATINE AVEC BUSES A LA SILICONE
ROCIADOR DE ACERO POLIDO O SATINADO CON BOQUILLAS DE SILICONA

Sifoni Beat




SC700

SIFONE CROMATO PER LAVABO 1.1/4"
 CROMED PLATED BRASS TRAP FOR BASIN 1.1/4"
 SIPHON EN LAITON CHROME POUR LAVABO 1.1/4"
 SIFÓN EN LATON CROMADO PARA LAVABO 1.1/4"




SC710

SIFONE CROMATO PER BIDET 1.1/4"
 CROMED PLATED BRASS TRAP FOR BIDET 1.1/4"
 SIPHON EN LAITON CHROME POUR BIDET 1.1/4"
 SIFÓN EN LATON CROMADO PARA BIDET 1.1/4"



SC720



SC730

SC800



RUBINETTO SOTTOLAVABO CROMATO "BEAT" 1/2"x3/8"

CHROME PLATED UNDER SINK "BEAT" TAP 1/2"x3/8"

ROBINET CHROME SOUS LAVABO "BEAT" 1/2"x3/8"

VALVOLA CROMADA BAJ LAVABO "BEAT" 1/2"x3/8"

SC810



PROLUNGA OTTONE CROMATO Ø50

CHROME PLATED BRASS EXTENSION Ø50

PROLONGE EN LAITON CHROME Ø50

CONNEXION LATON CROMADO Ø50



SC740

SC720 1.1/4", CON COMANDO A LEVA 1.1/4" WITH LEVER CONTROL 1.1/4" COMMANDE PAR LEVIER 1.1/4" MANDO CON PALANCA

SC730 1.1/4" SCARICO LIBERO 1.1/4" FREE DRAIN 1.1/4" SANS VANNE 1.1/4" DESCARGA INDEPENDIENTE

SC740 1.1/4" SCARICO A SCATTO 1.1/4" RELEASE DRAIN VALVE 1.1/4" VIDAGE AVEC VANNE 1.1/4" DESCARGA POR IMPULSOS

ACCESSORI ACCESSORIES ACCESSOIRES ACCESSORIOS



SC750



SC760



SC770



SC780

PILETTA IN PLASTICA PER CILINDRI E SEMISFERE

PLASTIC DISCHARGE DRAIN VALVE FOR CYLINDERS AND HALF-SPHERES

VIDAGE EN PLASTIQUE POUR CYLINDERS ET HEMISPHERES

CONO DE DESCARGA EN PLASTICA PARA CILINDROS Y SEMIESFERAS

SET PER TROPPO PIENO Ø60 IN OTTONE CROMATO CON TUBO FLEX INOX MM 250

CHROME PLATED OVER-FLOW SET Ø60 WITH INOX FLEXIBLE HOSE MM 250

ENSEMBLE D'EVACUATION DU TROP-PLEIN CHROME Ø60 AVEC FLEXIBLE EN ACIER MM 250

SET PARA REBOSADERO CROMADO Ø60 CON TUBO FLEXIBLE EN ACERO MM 250



SC790